

Portland Public Schools Successful Schools Survey Elementary School Student Responses 2016 17

Lent





Portland Public Schools Successful Schools Survey
Elementary School Student Responses 2016 17

Lent

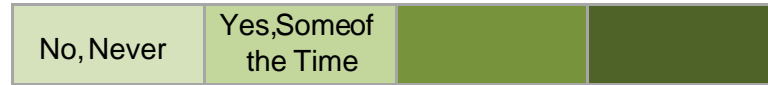


	No, Never	Yes, Sometimes	Yes, Most of the Time	Yes, All of the Time	
--	-----------	-------------------	--------------------------	-------------------------	--

	No, Never	Yes, Sometimes	Yes, Most of the Time	Yes, All of the Time	
--	-----------	-------------------	--------------------------	-------------------------	--

Portland Public Schools Successful Schools Survey
Elementary School Student Response 2016-17

Lent





Portland Public Schools Successful Schools Survey
Elementary School Student Response 2016/17

Lent



Portland Public Schools Successful Schools Survey
Elementary School Student Response 2016/17

Lent

	No, Never	Yes, Some of the Time	Yes, Most of the Time	Yes, All of the Time	
--	-----------	-----------------------	-----------------------	----------------------	--



No, Never	Yes, Some of the		
-----------	------------------	--	--

Portland Public Schools Successful Schools Survey
 Elementary School Student Response 2016-17

Lent

		No, Never	Yes, Some of the Time	Yes, Most of the Time	Yes, All of the Time	
Does your teacher	Lent	6%	22%	33%		(N=49)
	Non Title I Schools	3%	12%	34%	50%	(N=909)
	Title I Schools	8%	18%	25%	49%	(N=553)


		No, Never	Yes, Some of the Time	Yes, Most of the Time	Yes, All of the Time	
--	--	-----------	-----------------------	-----------------------	----------------------	--

		No, Never	Yes, Some of the Time	Yes, Most of the Time	Yes, All of the Time	
--	--	-----------	-----------------------	-----------------------	----------------------	--

Portland

Lent

No, Never	Yes, Some of the Time	Yes, Most of the Time	Yes, All of the Time
-----------	-----------------------	-----------------------	----------------------



Portland Public Schools Successful Schools Survey
Elementary School Student Response 2016/17

Lent

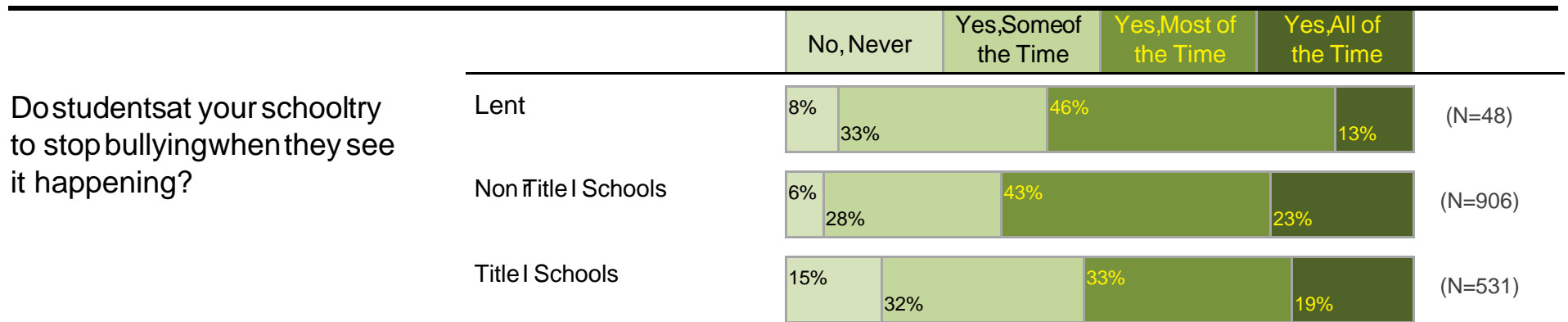
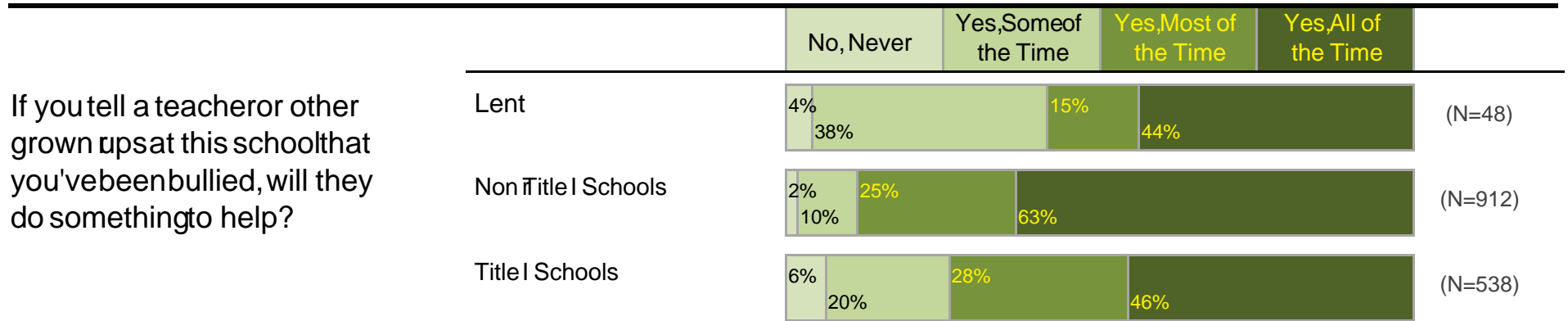
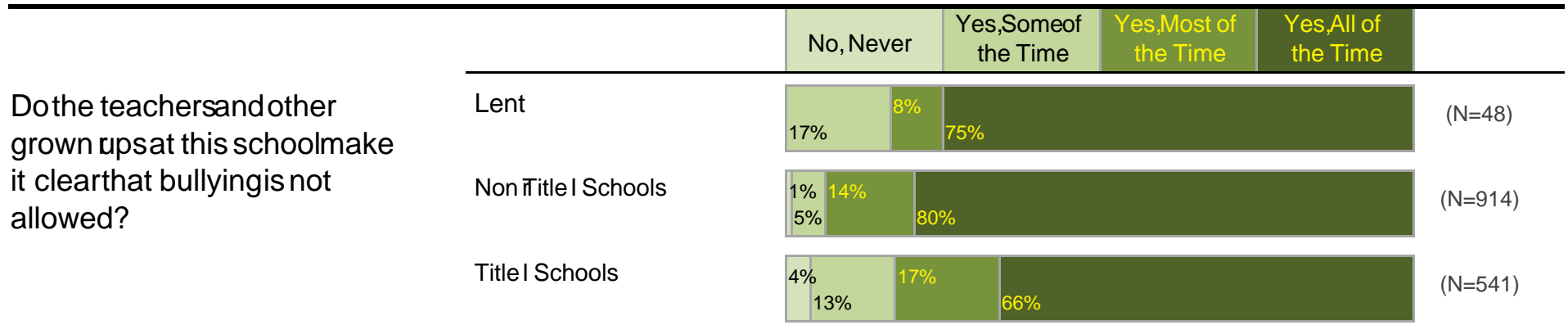


	No, Never	Yes, Some of the Time	Yes, Most of the Time	Yes, All of the Time	
--	-----------	-----------------------	-----------------------	----------------------	--

	No, Never	Yes, Some of the Time	Yes, Most of the Time	Yes, All of the Time	
--	-----------	-----------------------	-----------------------	----------------------	--

Portland Public Schools Successful Schools Survey
Elementary School Student Response 2016-17

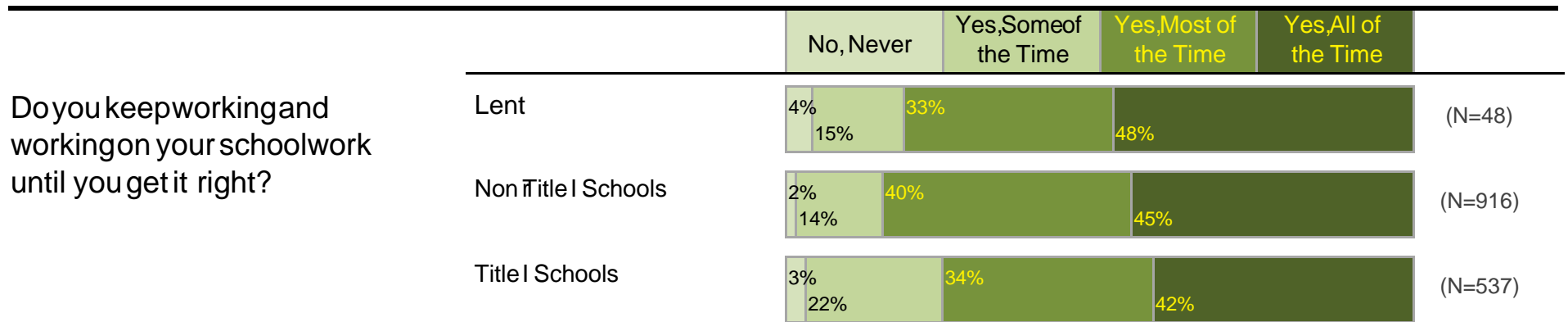
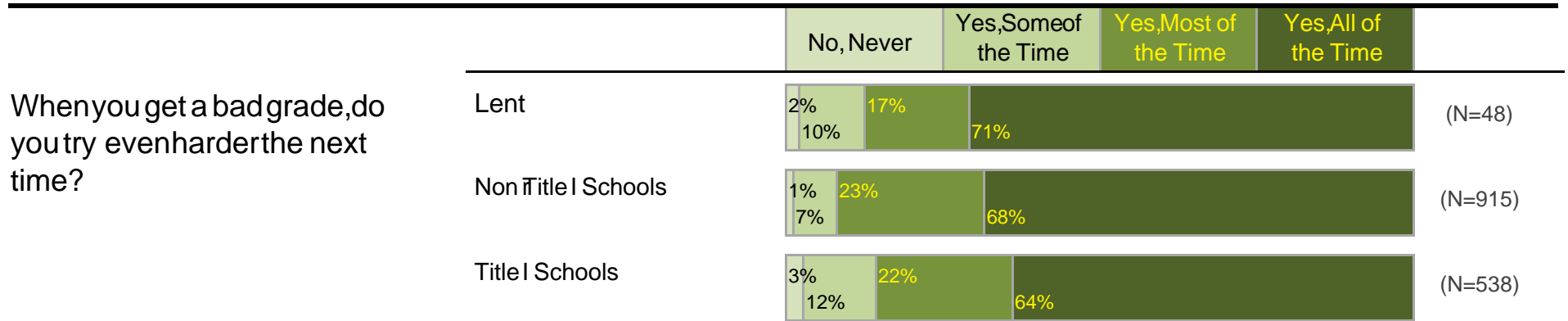
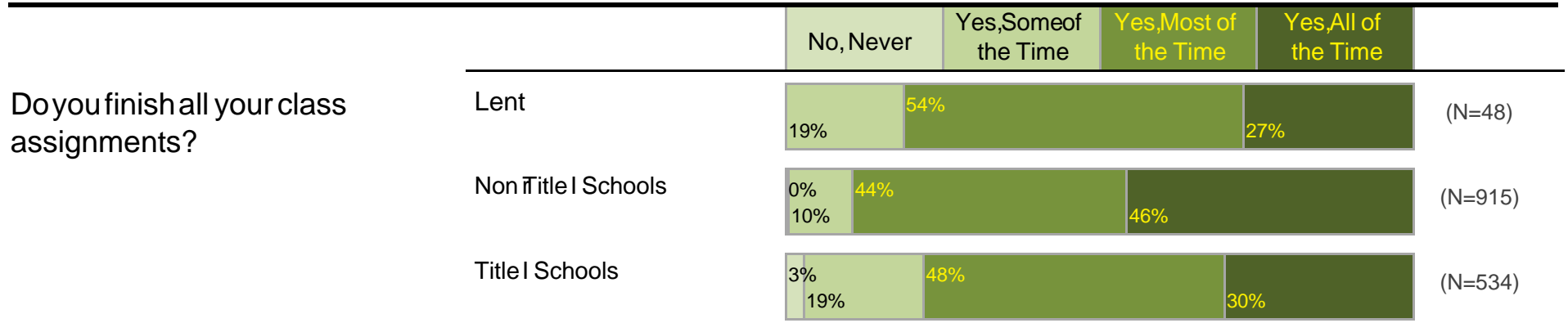
Lent



Portland Public Schools Successful Schools Survey Elementary School Student Response 2016-17

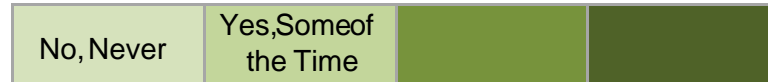
Lent

Page 14



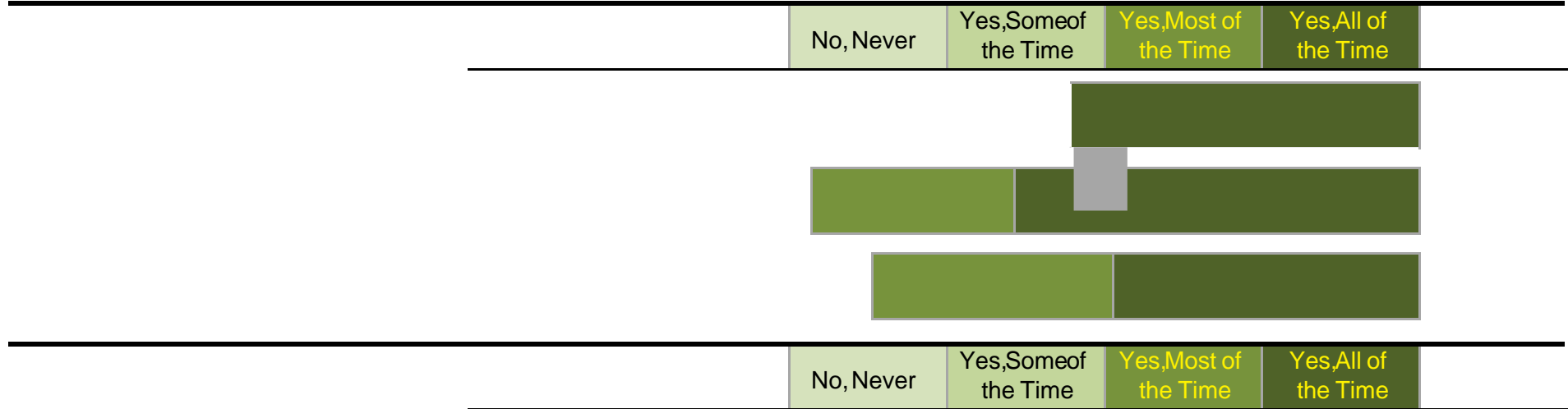
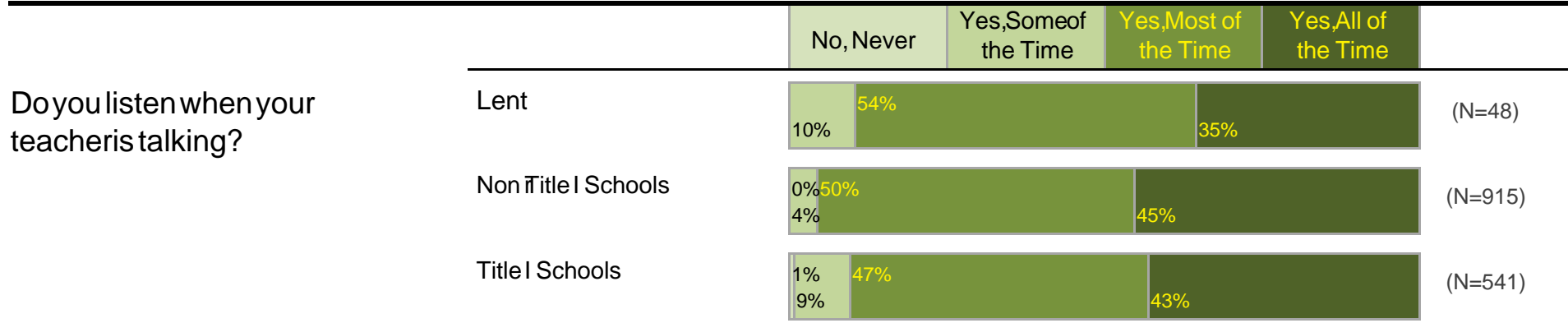
Portland Public Schools Successful Schools Survey
Elementary School Student Response 2016/17

Lent



Portland Public Schools Successful Schools Survey
 Elementary School Student Response 2016-17

Lent



N=64.7 4799.927.47 .235

Portland Public Schools Successful Schools Survey
 Elementary School Student Response 2016-17

Lent

	No, Never	Yes, Some of the Time	Yes, Most of the Time	Yes, All of the Time
--	-----------	-----------------------	-----------------------	----------------------

During the 2016-17 school year, did you...?



	No, Never	Yes, Some of the Time	Yes, Most of the Time	Yes, All of the Time
--	-----------	-----------------------	-----------------------	----------------------

Portland Public Schools Successful Schools Survey
Elementary School Student Response 2016/17

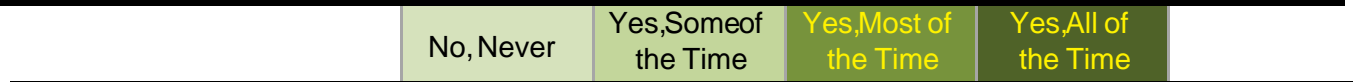
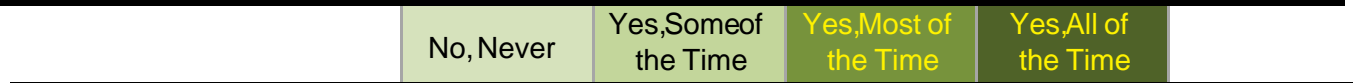
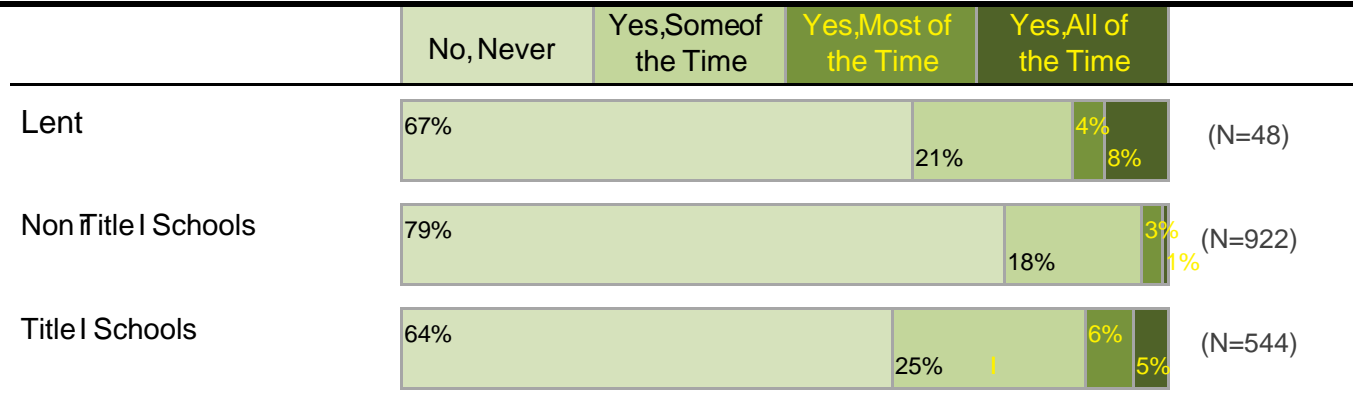
Lent

No, Never	Yes, Some of the Time	Yes, Most of the Time	Yes, All of the Time
-----------	-----------------------	-----------------------	----------------------



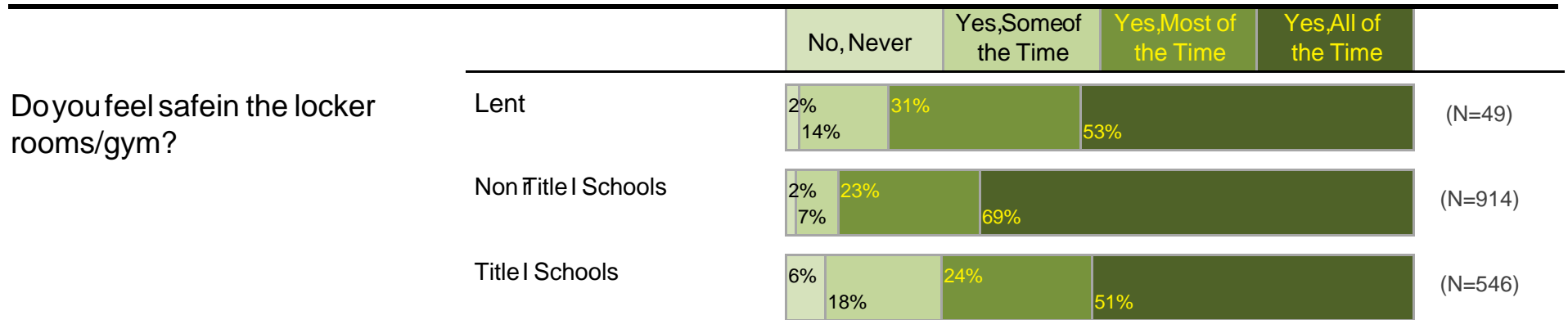
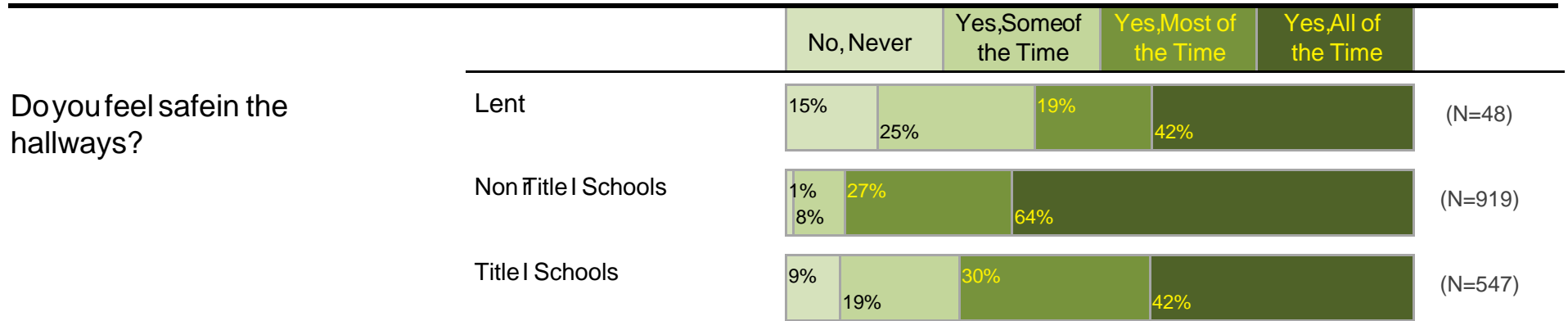
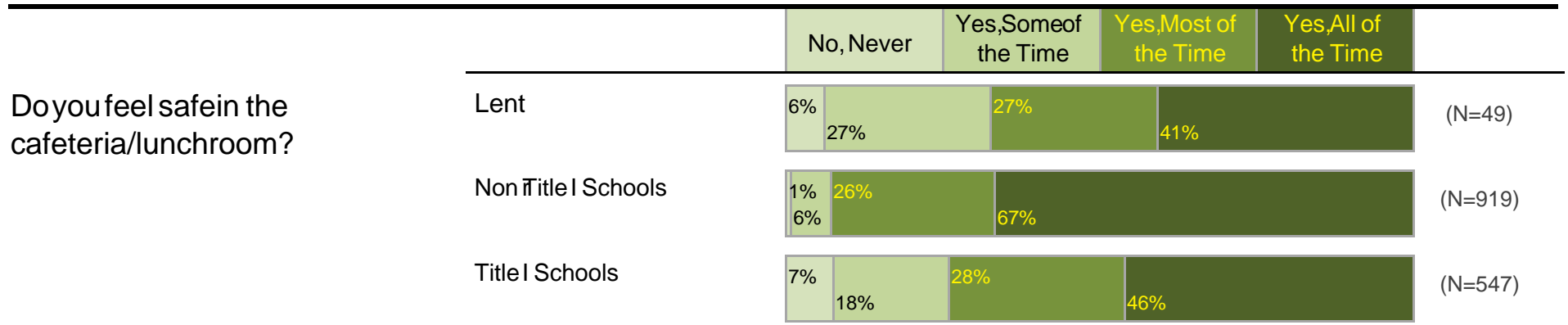
Portland Public Schools Successful Schools Survey
 Elementary School Student Response 2016-17

Lent



Portland Public Schools Successful Schools Survey
Elementary School Student Response 2016-17

Lent



Portland Public Schools Successful Schools Survey
Elementary School Student Response 2016r

Lent

Portland Public Schools Successful Schools Survey
Elementary School Student Response 2016/17

Lent

	No, Never	Yes, Some of the Time	Yes, Most of the Time	Yes, All of the Time	
--	-----------	-----------------------	-----------------------	----------------------	--

No, Never	Yes, Some of the Time	Yes, Most of the Time	Yes,
-----------	-----------------------	-----------------------	------

Portland Public Schools Successful Schools Survey

Elementary School No,

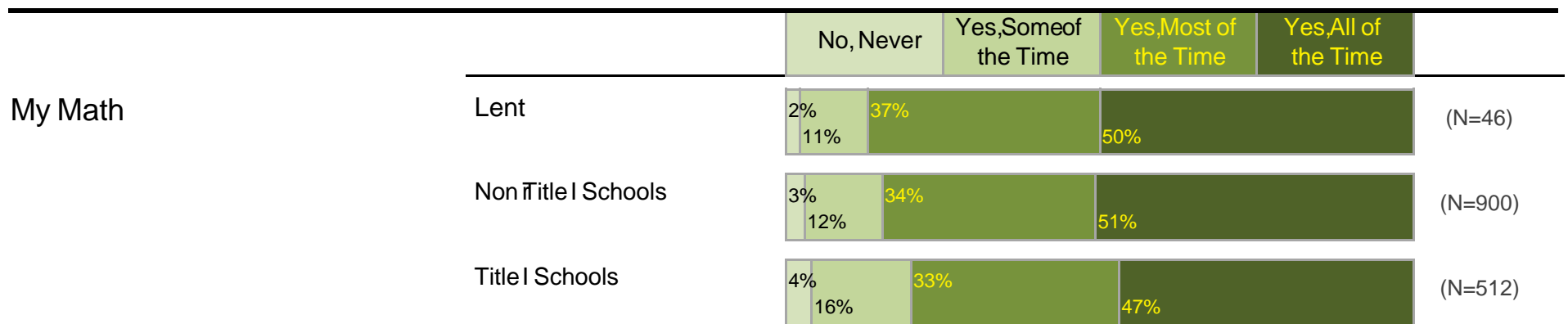
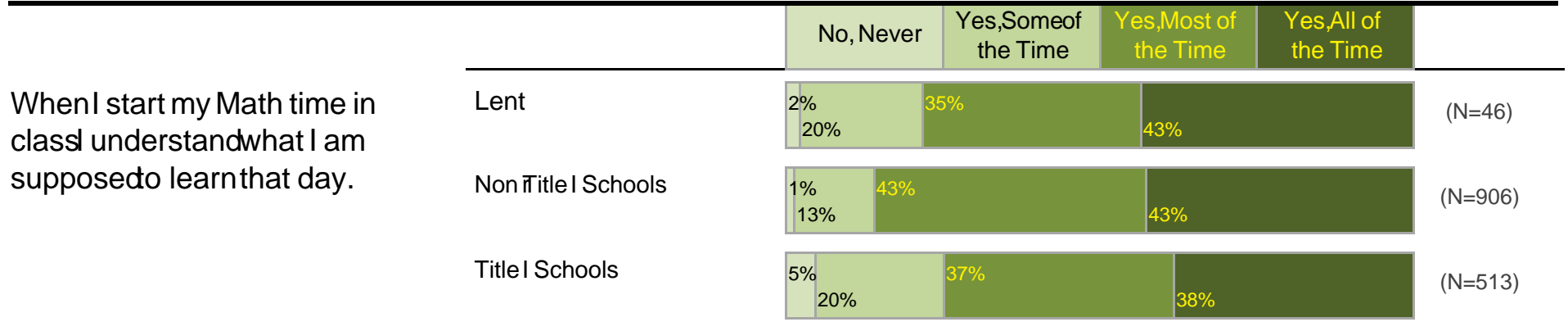
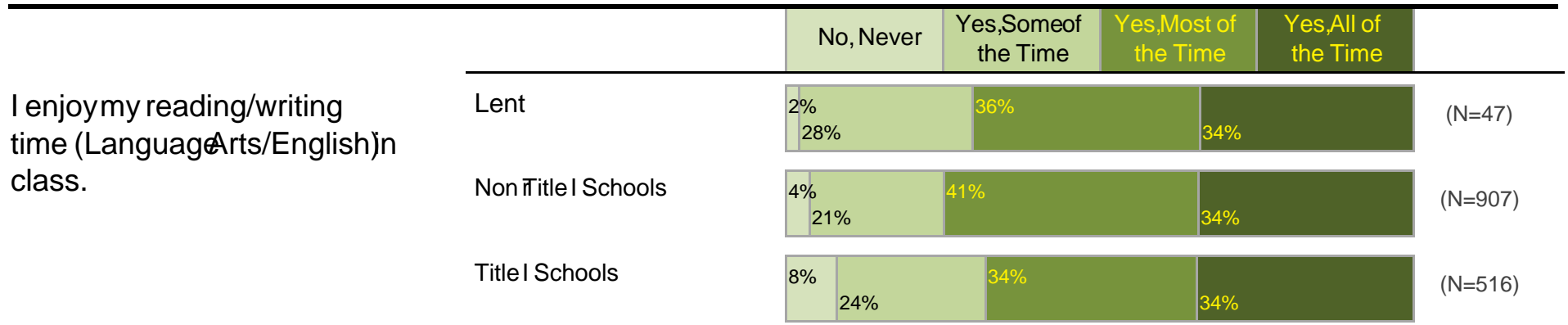
Lent

No, Never	Yes, Some of the Time	Yes, Most of the Time	Yes, All of the Time
-----------	-----------------------	-----------------------	----------------------

No, Never	Yes, Some of the Time	Yes, Most of the Time	Yes, All of the Time
-----------	-----------------------	-----------------------	----------------------

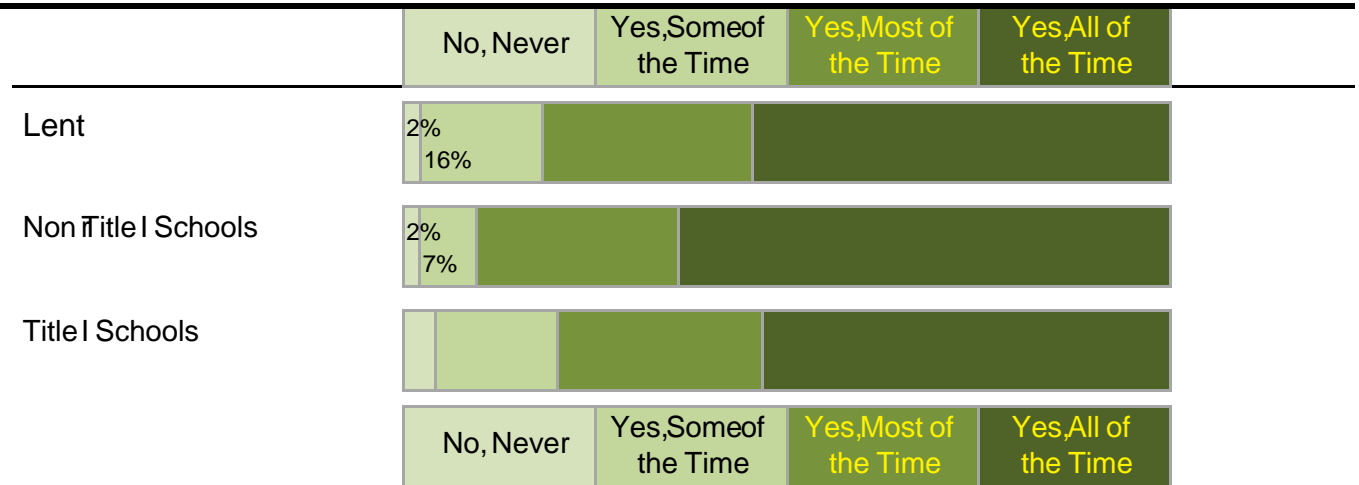
Portland Public Schools Successful Schools Survey
Elementary School Student Response 2016-17

Lent

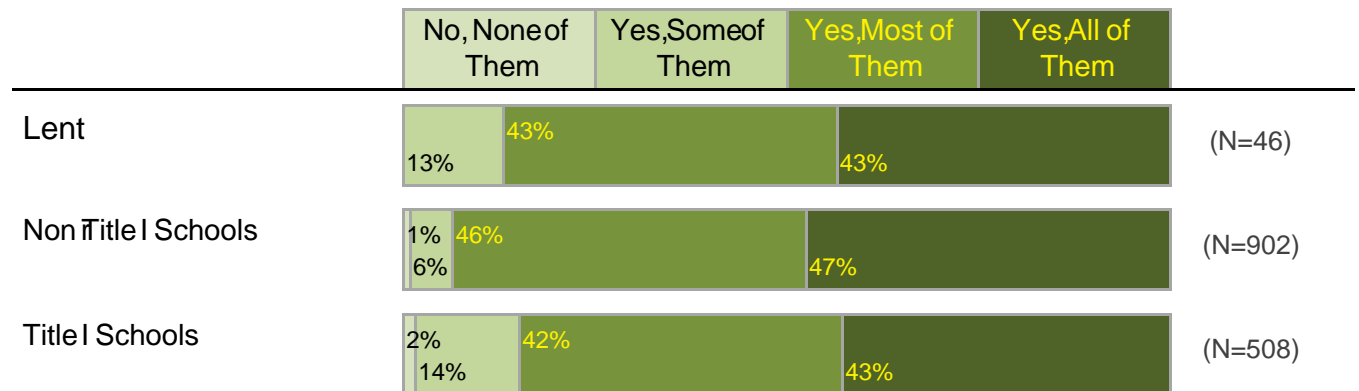


Portland Public Schools Successful Schools Survey
 Elementary School Student Response 2016-17

Lent

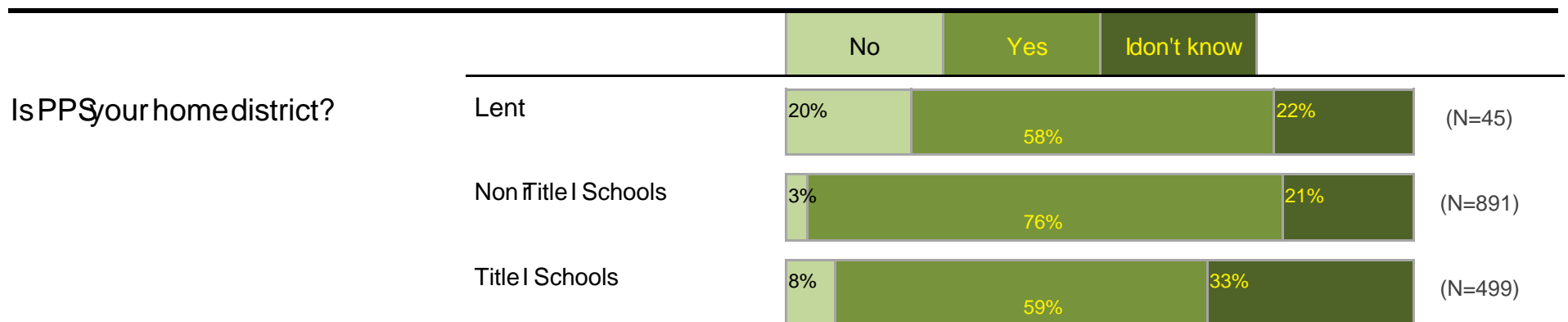

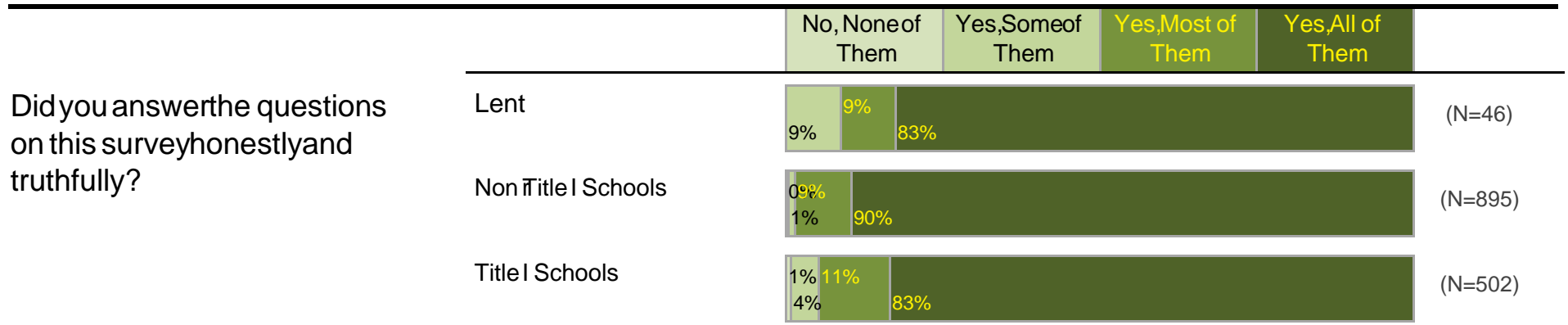


Did you understand the questions on this survey?



Portland Public Schools Successful Schools Survey Elementary School Student Response 2016-17

Lent



PortlandPublic

Lent



Portland Public Schools Successful Schools Survey
Elementary School Student Response 2016-17

Lent

If you are in an immersion program at this school please select your program (Mark all that apply):

Total Students: 49

(Because students could select more than one category, totals may exceed 100%.)

Chinese Immersion	0%
Japanese Immersion	0%
Russian Immersion	0%
Spanish Immersion	49%
Vietnamese Immersion	2%
Other	18%

Portland Public Schools Successful Schools Survey
Elementary School Student Response 2016-17

Lent

Page 31

Schools included in the Title I comparison group

Responses

Schools included in the non Title I comparison group

Responses