


Enrollment and Program Balancing  
OPTIONS FOR ADDRESSING CRESTON  
GRADE 6-8 PLACEMENT IN 2021-22

**BAC K G R O U N D**






The Phase 1 recommendation was presented to the PPS Board of Education on January 12 for initial comment and feedback. The recommendation was generally supported. However



Bridger	Neighborhood (South of Division)	29 (was not included in Phase 1 estimate)	25
Bridger	Spanish DLI	51	95
Lent	Neighborhood	104	105
Lent	Spanish DLI	64	77
Marysville	Neighborhood	118	141
Atkinson/Mt. Tabor	Spanish DLI	69	79

Enrollment Estimate: Phase 1 Recommendation for Kellogg MS

Kellogg






Total: Phase 1 Recommendation for Kellogg MS w/ partial Bridger neighborhood

Kellogg Neighborhood  
, Spanish DLI,  
partial Bridger

## SUMMARY COMPARISON OF CRESTON SUPPLEMENTAL OPTIONS

The Advisory Team has developed three options to enroll Creston grade 6-8 students at Kellogg MS in the 2021-22 school year. Here is a high-level comparison





Bridger	Neighborhood (South of Division)
Bridger	Spanish DLI
Creston	Neighborhood
Lent	Neighborhood
Lent	Spanish DLI
Marysville	Neighborhood

**Enrollment Estimate for Kellogg MS**

Kellogg	Programs Above
---------	----------------

**SUPPLEMENTAL OPTION B**

Non-neighborhood students currently enrolled in Arleta, Lent and Marysville grades 5-7 are not included in Kellogg MS; Creston neighborhood 6-8 students attend Kellogg MS.

**Potential Impacts**

- Higher enrollment at Kellogg
- Precise impact for students in Special Ed focus classrooms to be determined
- Breaks with standard used to open other new middle schools in 2016 and 2018
- Increased enrollment at other schools (specifics to be determined)

Table X: Utilization Summary Statistics

School	Programs	2020-21 Enrollment for Grade 5-7
Arleta	Neighborhood (in Kellogg attendance area)	136
Bridger	Neighborhood (South of Division)	25
Bridger	Spanish DLI	95
Creston	Neighborhood (in Kellogg attendance area)	100

Atkinson/Mt. Tabor	Spanish DLI	79
Arleta/Creston	Special Education (outside of Kellogg attendance area)	21
<b>Totals for Affected Middle Schools</b>		
Kellogg	Neighborhood, Spanish DLI, partial Bridger	747 enrollment (97.6 utilization)

**Table X: Socioeconomic Summary Statistics**

School	Programs	Asian	Asian - White	Black	Latino	Native Amer.	Multi - Racial	Pacific Isac

---

SUPPLEMENTAL OPTION C

Creston grade 6-8 students are enrolled in Hosford MS or Kellogg MS based on their location north or south of Powell Boulevard. Non-neighborhood students currently enrolled at Creston will be assigned to their neighborhood schools, with the potential exception for students in the Special Ed focus classroom.

Potential Impacts

- Kellogg opens at capacity, with no room for new school effect
- Hosford would be overcrowded
- Final boundary changes may differ from this variant

Table X: Utilization Summary Statistics

School	Programs	2020-21 Enrollment for Grade 5-7
Arleta	Neighborhood	168
Bridger	Neighborhood (South of Division)	25
Bridger	Spanish DLI	95
Creston	Neighborhood (South of Powell)	70
Lent	Neighborhood	105
Lent	Spanish DLI	77
Marysville	Neighborhood	141
Atkinson/Mt. Tabor	Spanish DLI	79
Totals for Affected Middle Schools		
Kellogg	Neighborhood, Spanish DLI, partial Bridger	760 enrollment (99.3% utilization)
Hosford	Neighborhood, Chinese DLI	682 (2020-21 grade 6-8 forecast) 23 (Creston grade 5-7 north of Powell) 705 (total enrollment) (101.3% utilization)

Table X: Socioeconomic Summary Statistics

School	Programs	Asian	Asian - White	Black	Latino	Native Amer.	Multi - Racial	Pacific Isl.	White	% Free Meals	% Special Ed.	% ELL
Arleta	Neighborhood											
Bridger	Neighborhood (South of Division)											
Bridger	Spanish DLI											
Creston	Neighborhood (South of Powell)											
Lent	Neighborhood											
Lent	Spanish DLI											
Marysville	Neighborhood											
Atkinson /Mt. Tabor	Spanish DLI											
Enrollment Estimate for Kellogg MS												
Kellogg	Programs Above											

OTHER STRATEGIES

Combine [elements](#) of the supplemental options above to create new variations. The School Board could place a moratorium on students opting back into the neighborhood program at Kellogg MS if currently enrolled in other PPS schools [p. 10](#) [p. 11](#) [p. 12](#) [p. 13](#) [p. 14](#) [p. 15](#) [p. 16](#) [p. 17](#) [p. 18](#) [p. 19](#) [p. 20](#) [p. 21](#) [p. 22](#) [p. 23](#) [p. 24](#) [p. 25](#) [p. 26](#) [p. 27](#) [p. 28](#) [p. 29](#) [p. 30](#) [p. 31](#) [p. 32](#) [p. 33](#) [p. 34](#) [p. 35](#) [p. 36](#) [p. 37](#) [p. 38](#) [p. 39](#) [p. 40](#) [p. 41](#) [p. 42](#) [p. 43](#) [p. 44](#) [p. 45](#) [p. 46](#) [p. 47](#) [p. 48](#) [p. 49](#) [p. 50](#) [p. 51](#) [p. 52](#) [p. 53](#) [p. 54](#) [p. 55](#) [p. 56](#) [p. 57](#) [p. 58](#) [p. 59](#) [p. 60](#) [p. 61](#) [p. 62](#) [p. 63](#) [p. 64](#) [p. 65](#) [p. 66](#) [p. 67](#) [p. 68](#) [p. 69](#) [p. 70](#) [p. 71](#) [p. 72](#) [p. 73](#) [p. 74](#) [p. 75](#) [p. 76](#) [p. 77](#) [p. 78](#) [p. 79](#) [p. 80](#) [p. 81](#) [p. 82](#) [p. 83](#) [p. 84](#) [p. 85](#) [p. 86](#) [p. 87](#) [p. 88](#) [p. 89](#) [p. 90](#) [p. 91](#) [p. 92](#) [p. 93](#) [p. 94](#) [p. 95](#) [p. 96](#) [p. 97](#) [p. 98](#) [p. 99](#) [p. 100](#)